


ORIÓN

Naturales Natural Tiles




FORMATOS | 33x50 · 33x33 · 16x33 · 6x33 cm.
SIZES



Beige



Gris



Jade



	ESMALTADO GLAZED	
	Características dimensionales Dimension tolerance	<1,25% · máx 2 mm.
	Absorción de agua Water absorption	3<E≤6%
	Coef. Dilatación termica lineal Linear thermal expansion coefficient	3,8x10 ⁻⁶ C ⁻¹
	Resistencia a la flexión Breaking Strength	20 N/mm ²
	Resistencia a la abrasión superficial Resistance to surface abrasion	PEI 3
	Resistencia a las manchas Resistance to stains	clase 5 class 5
	Péndulo (CTE) Not required out of Spain	clase 2 class 2
	A pie descalzo Barefoot slip resistance	C
	A pie calzado Slip resistance with footwear	R10
	Extrusión Extruded tiles	✓
	Resistencia a la helada Frost resistance	✓
	Resistencia al choque térmico Resistance to thermal shock	✓
	Resistencia química Chemical resistance	✓

ORIÓN

PAVIMENTOS FLOOR TILES

Colores / Colors



Beige




Gris



Jade


Base 33x50 Tile 33x50

Beige	Cod. 904476 · [MC555]
Gris	Cod. 904472 · [MC555]
Jade	Cod. 904475 · [MC555]




Base 33x33 Tile 33x33

Beige	Cod. 903969 · [MC510]
Gris	Cod. 904189 · [MC510]
Jade	Cod. 903976 · [MC510]



Base 16x33 Tile 16x33

Beige	Cod. 903970 · [MC510]
Gris	Cod. 904190 · [MC510]
Jade	Cod. 903977 · [MC510]

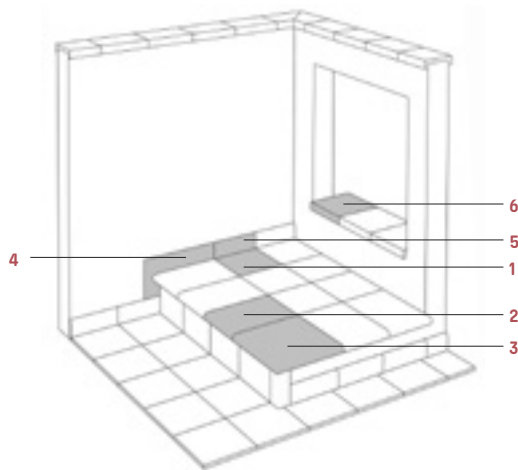


Base 6x33* Tile 6x33*

Beige	Cod. 904478 · [MC550]
Gris	Cod. 904474 · [MC550]
Jade	Cod. 904477 · [MC550]



*Se obtiene a partir de base de 33x33 premarcada
*(It is obtained from 33x33 pre-marked tile)



1 Base	Tile	4 Zanquin	String
2 Peldaño	Stair-tread	5 Rodapié	Skirting board
3 Esquina de peldaño	Stair-tread corner	6 Vierendeaguas	Wash

	Espesor (mm) Thickness (mm)	U.M.*	U.M./caja U.M./box	U.M./Palet U.M./Pallet	Pzs./U.M. Pcs./U.M.	Pzs./caja Pcs./box	Kg./U.M. Kg./U.M.	Kg./caja Kg./box	Kg./Palet Kg./Pallet
Base 33x50 Tile 33x50	16	m ² sqm	0,666	42,624	6	4	32,6	20,83	1348
Base 33x33 Tile 33x33	16	m ² sqm	0,66	42,624	9	6	32,6	21,75	1391
Base 16x33 Tile 16x33	16	m ² sqm	0,68	40	18	12	30,6	20,4	1225
Base 6x33 (12x33 premarcada) Tile 6x33 (Permarked tile 12x33)	10	m ² sqm	0,87	52,2	45,45	40	17	15	1350


*Unidad de Medida. Los artículos medidos en M² o ML se sirven contando la junta normal entre piezas
*Unit of measure. Items measured in SQM or LM are delivered assuming average joint between pieces



ORIÓN

Piezas especiales Special pieces


Colores / Colors



Beige



Gris



Jade

Peldaño redondeado 33 Rounded stair-tread 33

Beige	Cod. 903971 · [P2270]
Gris	Cod. 904480 · [P2270]
Jade	Cod. 903978 · [P2270]



[325x330x18 mm.]

Peldaño redondeado 50 Rounded stair-tread 50


Beige	Cod. 904492 · [P2355]
Gris	Cod. 904481 · [P2355]
Jade	Cod. 904488 · [P2355]



[492x330x18 mm.]

Peldaño recto 50 Straight stair-tread 50


Beige	Cod. 904493 · [P2355]
Gris	Cod. 904482 · [P2355]
Jade	Cod. 904489 · [P2355]



[492x330x18 mm.]

Esquina redondeada Rounded stair-tread corner

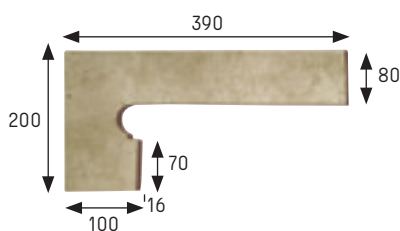
Beige	Cod. 903972 · [P2555]
Gris	Cod. 904483 · [P2555]
Jade	Cod. 903979 · [P2555]



[330x330x18 mm.]

Zanquín izda. String left side

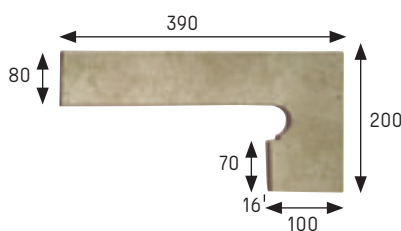
Beige	Cod. 903973 · [P2160]
Gris	Cod. 904485 · [P2160]
Jade	Cod. 903980 · [P2160]



[390x80/200x100 x16 mm.]

Zanquín dcha. String right side

Beige	Cod. 903974 · [P2160]
Gris	Cod. 904484 · [P2160]
Jade	Cod. 903981 · [P2160]



[390x80/200x100 x16 mm.]

Rodapié Skirting board

Beige	Cod. 903975 · [ML160]
Gris	Cod. 904479 · [ML160]
Jade	Cod. 903982 · [ML160]




[325x80x16 mm.]

Rejilla cerámica monocompact

Monocompact ceramic grid

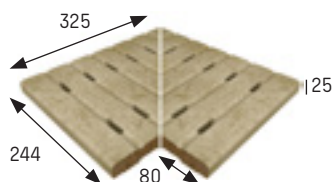
Beige	Cod. 904494 · [P2645]
Gris	Cod. 904486 · [P2645]
Jade	Cod. 904490 · [P2645]



[325x244x25 mm.]

Esquina rejilla Corner grid

Beige	Cod. 904495 · [JG750]
Gris	Cod. 904487 · [JG750]
Jade	Cod. 904491 · [JG750]



[293x244x25 x80 mm.]

** En rejillas los agujeros siempre deben ir perpendiculares al vaso para una mayor resistencia, con canal de 250 mm. de ancho
 ** Install the grids with the holes always perpendicular to the pool vessel for greater resistance, with a 250 mm channel wide.

Ver/see pg. 18

Anchura recomendada de la junta de colocación: 6 - 8 mm
 A 6 - 8 mm wide installation joint is recommended.



Orión Beige 33x33

	Espeor (mm) Thickness (mm)	U.M.*	U.M./caja U.M./box	U.M./Palet U.M./Pallet	Pzs./U.M. Pcs./U.M.	Pzs./caja Pcs/box	Kg./U.M. Kg./U.M.	Kg./caja Kg./box	Kg./Palet Kg./Pallet
Peldaño redondeado 33 Rounded stair-tread 33	18	Pz. Pc.	6	216	1	6	4,4	26,4	950
Peldaño redondeado 50 Rounded stair-tread 50	18	Pz. Pc.	4	144	1	4	6,94	27,7	1000
Peldaño recto 50 Straight stair-tread 50	18	Pz. Pc.	4	144	1	4	6,33	25,3	911
Esquina redondeada Rounded stair-tread corner	18	Pz. Pc.	2	60	1	2	6	12	360
Zanquín izda. String left	16	Pz. Pc.	10	300	1	10	1,3	13	390
Zanquín dcha. String right	16	Pz. Pc.	10	300	1	10	1,3	13	390
Rodapié Skirting board	16	ml lm	8	576	3	24	2,3	18,4	1325
Rejilla cerámica monocompact Monocompact ceramic grid	25	Pz. Pc.	6	378	1	6	3,58	21,5	-
Esquina rejilla Corner grid	25	Set Set	3	-	2	6	4,69	14,07	-

*Unidad de Medida. Los artículos medidos en M² o ML se sirven contando la junta normal entre piezas
 *Unit of measure. Items measured in SQM or LM are delivered assuming average joint between pieces